

IV International Conference «Tangible and Intangible Impact of Information and Communication in the Digital Age».

Khanty-Mansiysk, Russian Federation, 7-9 June 2022

**Representation of the Russian military operation in Ukraine in the global online information space (February-May 2022):
statistical analysis**



*Alexander SHARIKOV,
National Research University
Higher School of Economics,
Moscow, Russian Federation*

Global Information Online Space (GIOS) Research Project

General Research Questions :

- 1. How are different countries represented in GIOS?***
- 2. What are the dynamic patterns of GIOS?***
- 3. What is the mood (positive, negative or neutral) in the information publications ?***

Data base **FACTIVA**

Owner: Dow Jones

Access to: 23000 resources

Number of languages: 26

Number of texts in 2021: over 106 mln



Among resources – web sites of key media:

- **Over 5000 newspapers and journals** – *The New York Times, Wall Street Journal, Financial Times, Le Figaro, Toronto Star, Die Welt, Corriere della Sera, 人民日报 (People's Daily), Times of India, Correio Braziliense, et al.*
- **Over 500 information agencies** - *TASS, 新华社 (Xinhua), Asian News International, Globo, The Associated Press, Reuters, France Presse, Deutsche Presse-Agentur, L'Agenzia Nazionale Stampa Associata, The Canadian Press, 共同通信社 (Kyodo News) et al.*
- **Sites of key television channels and radio stations**
- **Key internet-resources**
- **Social media, blogs, etc.**

The most frequently mentioned countries within the FACTIVE data base in 2021 and in February-May 2022 (in total in 26 languages)

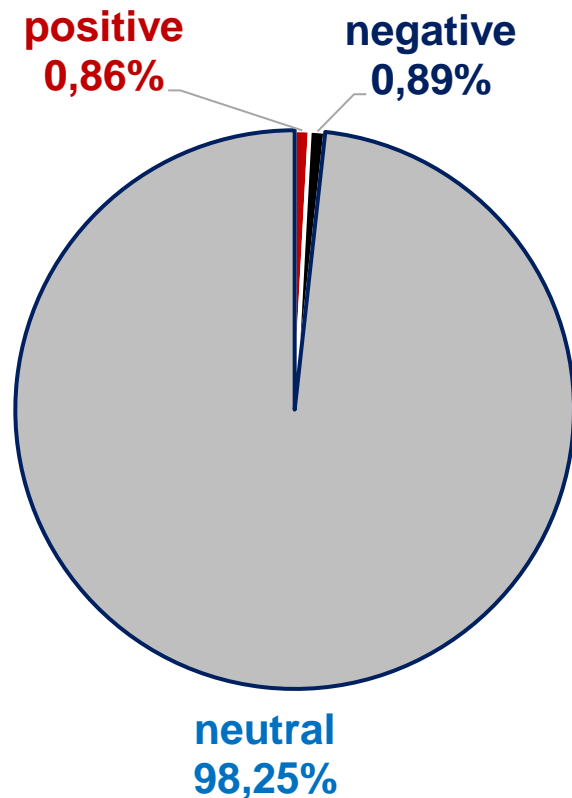
2021			February-May 2022		
	Country	Number of materials mentioning the country, %		Country	Number of materials mentioning the country, %
1	Russia	14,63	1	Russia	19,24
2	USA	8,79	2	USA	8,61
3	Germany	6,31	3	Ukraine	6,55
4	Spain	5,12	4	Germany	6,39
5	China	5,09	5	China	5,74
6	Italy	5,01	6	Spain	5,25
7	South Korea	4,40	7	Italy	4,66
8	Japan	3,88	8	South Korea	3,93
9	India	3,86	9	India	3,75
10	UK	3,81	10	UK	3,41

Dynamics of the percentage of materials mentioning Russia, Ukraine and Donbass in "Factiva" in 2000-2021

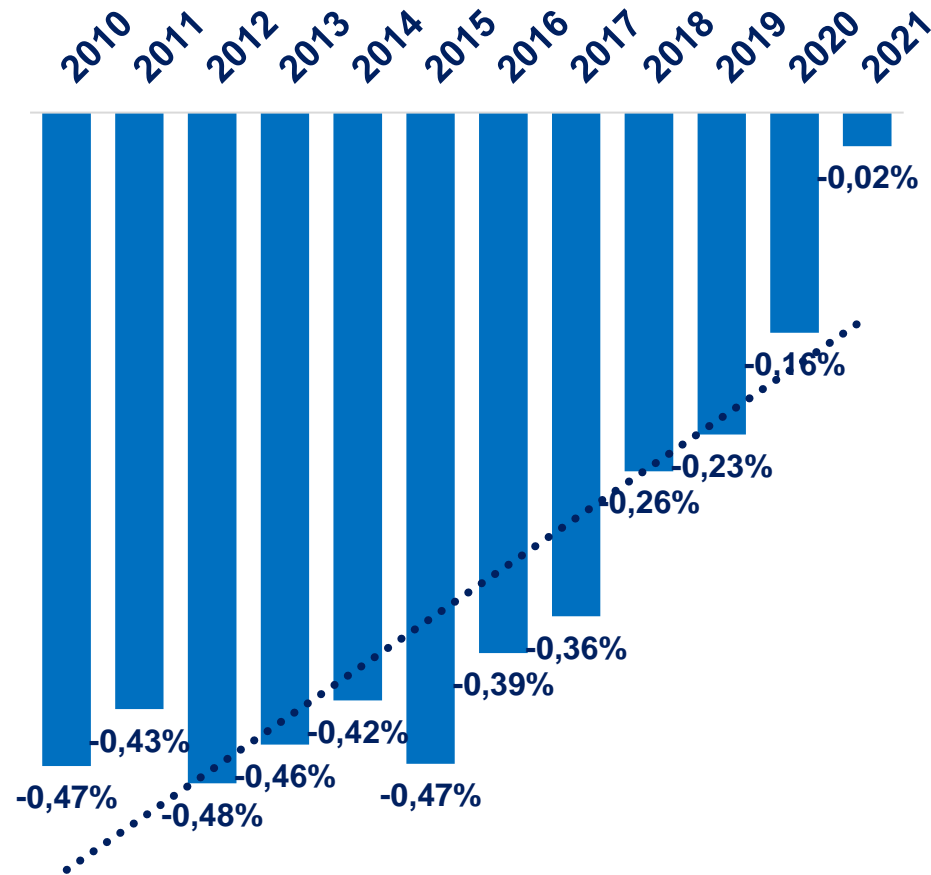


What is the mood (positive, negative or neutral) in information publications ?

The ratio between positive, negative and neutral content in 2021 in 9 languages in total

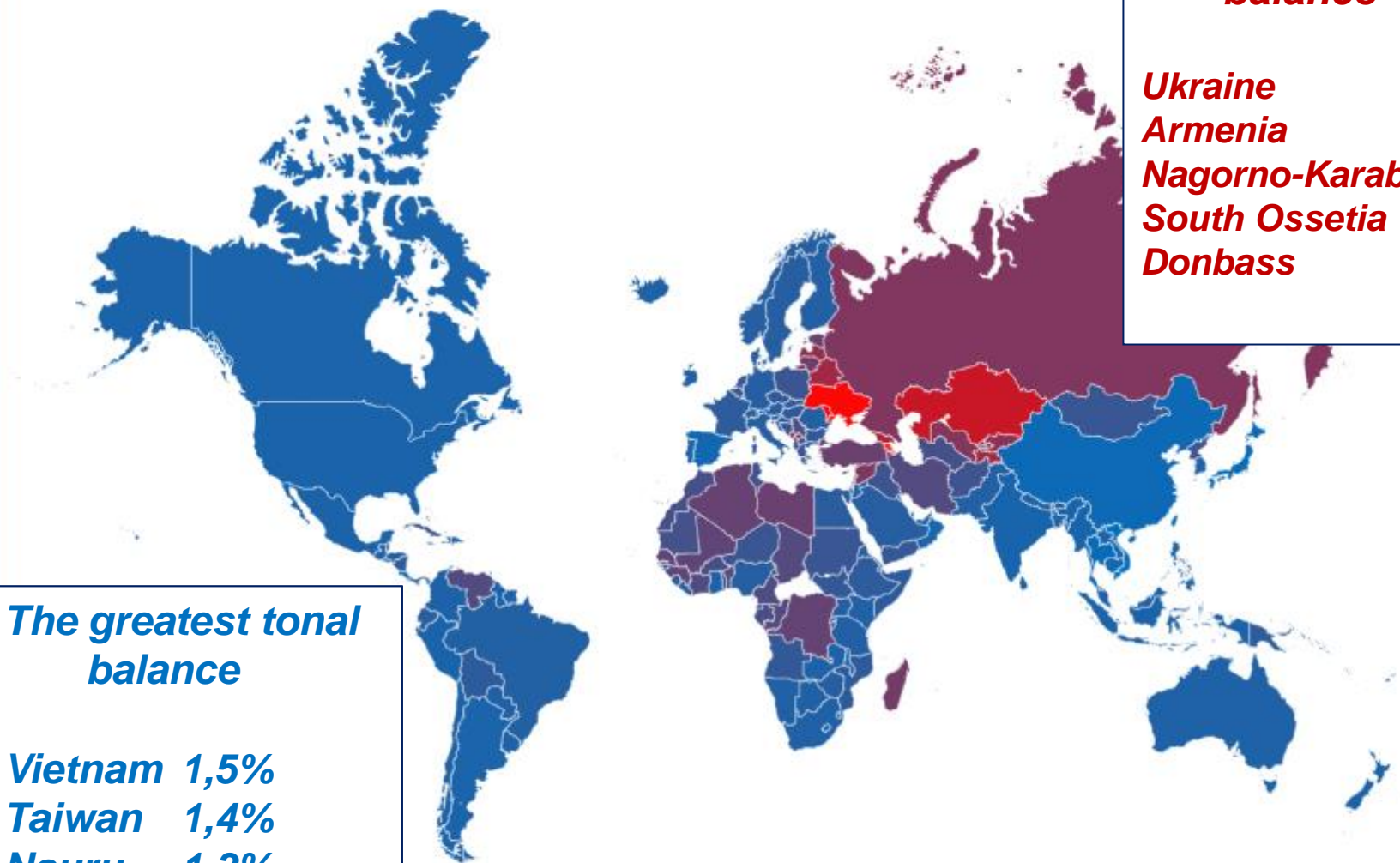


Dynamics of the tonal balance in 2010-2021 in 9 languages in total



Source: FACTIVA

Tonal balance distribution by country in 2020



The smallest tonal balance

Ukraine	-9,8%
Armenia	-11,2%
Nagorno-Karabakh	-13,8%
South Ossetia	-16,1%
Donbass	-20,5%

The greatest tonal balance

Vietnam	1,5%
Taiwan	1,4%
Nauru	1,3%
Japan	1,2%
Thailand	1,2%


The conflict in Ukraine: opposite interpretations

Russia and its supporters

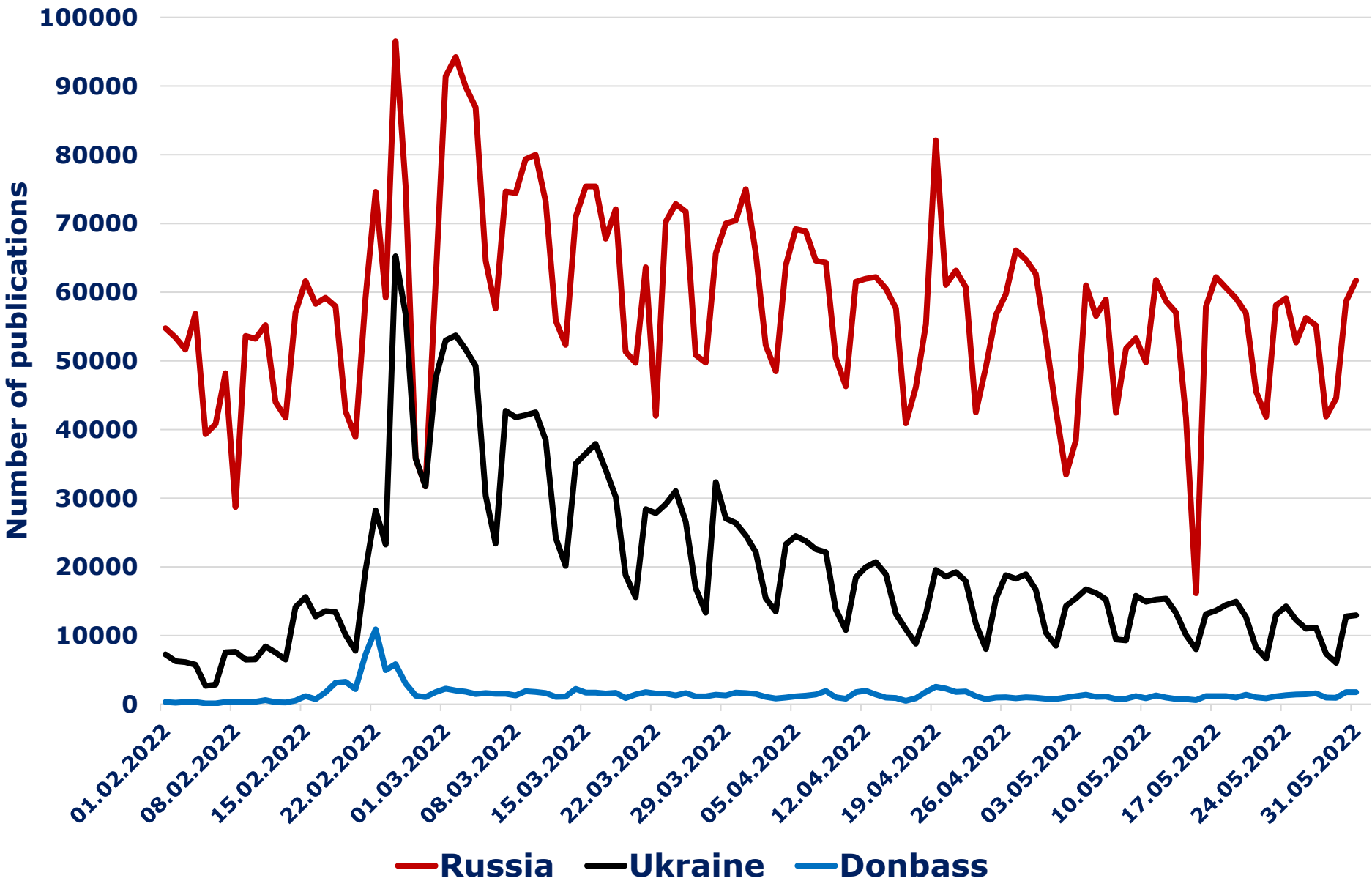
USA and its supporters

- **Special military operation**
- **Russia defends Russians in Donbass and Ukraine**
- **Russia in Donbass protects the Russian language, Russian culture, Russian history**
- **Ukraine depends on the USA**

- **Aggression, invasion, war**
- **Russia seeks to recreate the USSR**
- **Russia has imperial ambitions, it does not want to recognize the identity of Ukraine**
- **Ukraine is independent**



The number of publications mentioning Russia, Ukraine and Donbass from February 1 to May 31, 2022 by day in a total of 26 languages in the "FACTIVA" system



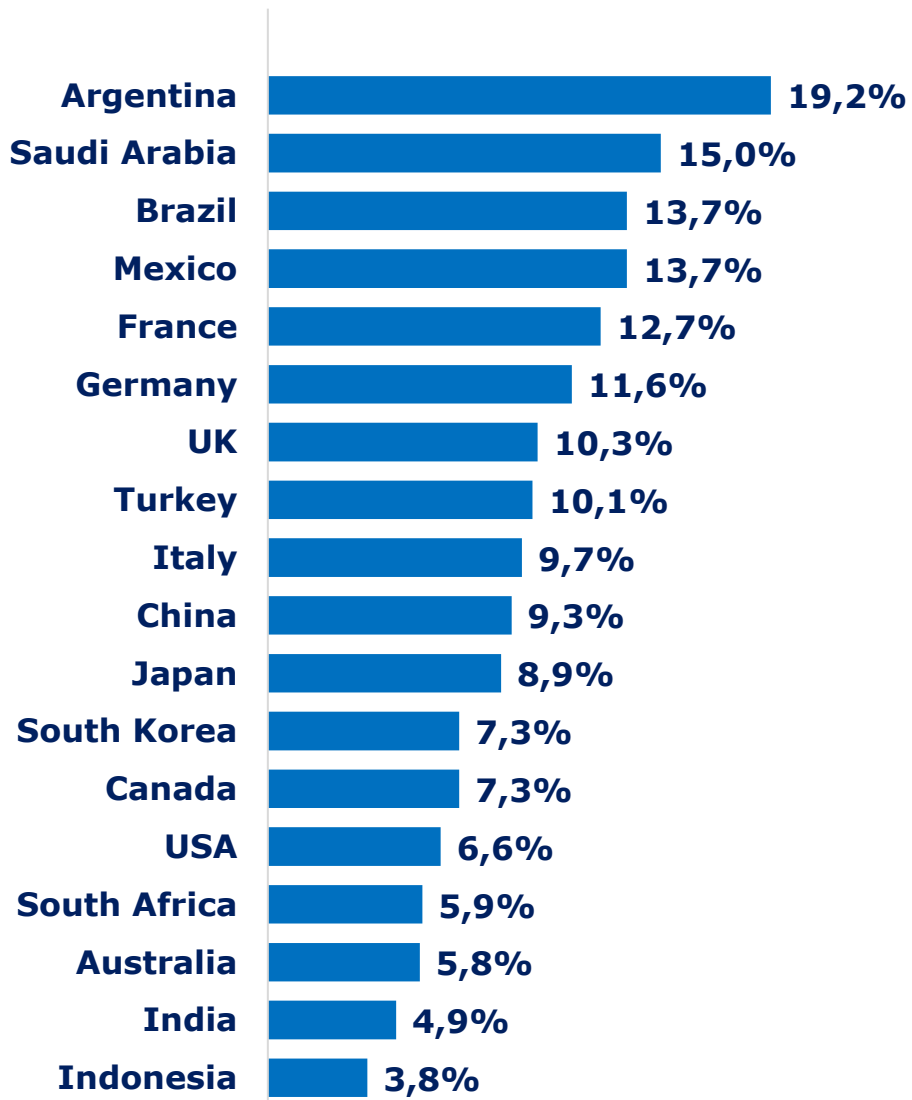
General number of neutral, positive and negative materials in English mentioning Russia, USA and Ukraine in FACTIVA data base on February 23 and 24, 2022

Date	Country	Всего материалов с упоминанием страны	Количество нейтральных материалов, %	Количество позитивных материалов, %	Количество негативных материалов, %	Тональный баланс, %
23.02.22	All countries	118048	98,70%	1,10%	0,20%	0,90%
	Russia	22408	99,76%	0,07%	0,17%	-0,10%
	USA	21882	97,51%	2,05%	0,44%	1,61%
	Ukraine	5848	99,30%	0,15%	0,55%	-0,39%
24.02.22	All countries	127117	98,71%	1,10%	0,19%	0,91%
	Russia	30302	99,78%	0,07%	0,15%	-0,08%
	USA	24210	97,48%	2,04%	0,48%	1,56%
	Ukraine	15627	99,70%	0,07%	0,23%	-0,16%

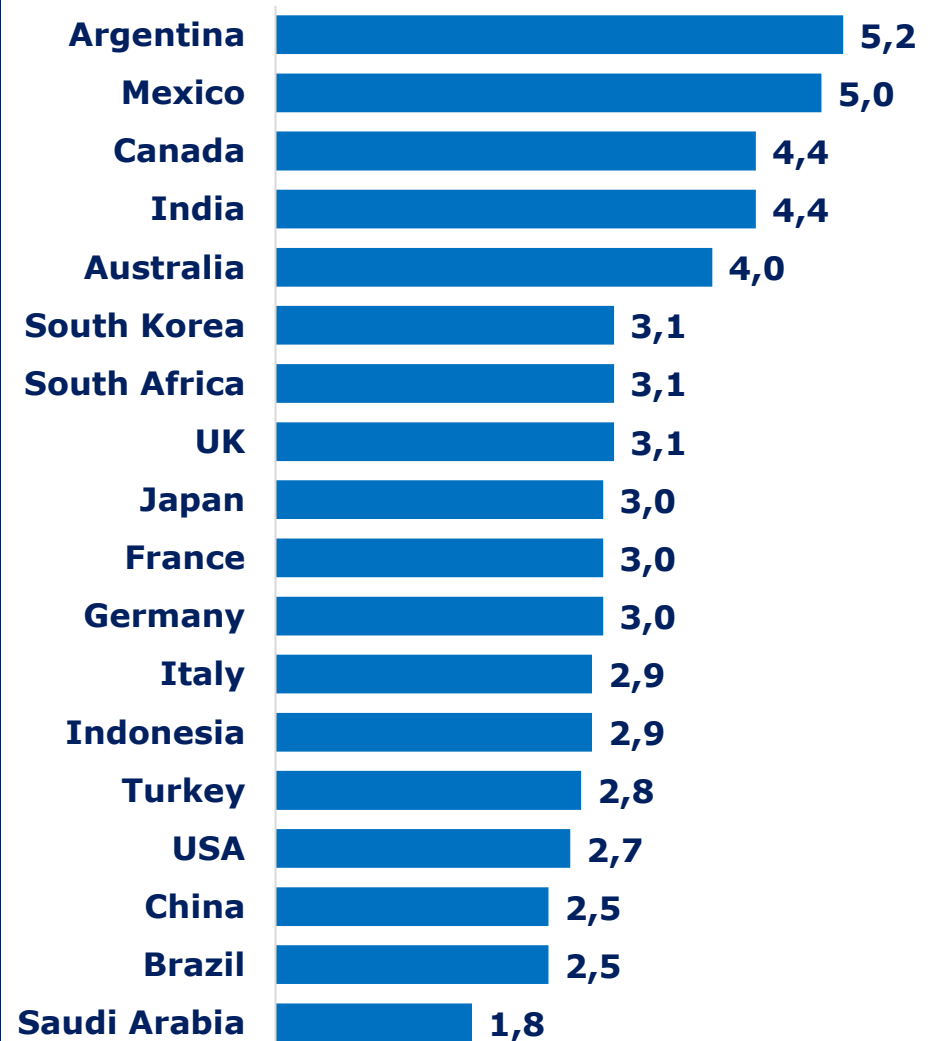
Percent of materials mentioning Russia in FACTIVE data base on weeks of February 14-20 and February 21-27, 2022 in different regions of the world

	February,14-20 (week) 2022	February,21-27 (week) 2022	N2 / N1
Russia	94,8%	93,6%	0,7
Australia/Океания	2,1%	6,3%	3,2
Asia (without Russia)	1,7%	6,7%	3,9
America (without USA and Canada)	4,2%	14,3%	3,5
Africa	1,7%	6,7%	3,9
Europe (without Russia and Ukraine)	3,9%	12,1%	3,3
USA and Canada	2,4%	6,8%	2,9

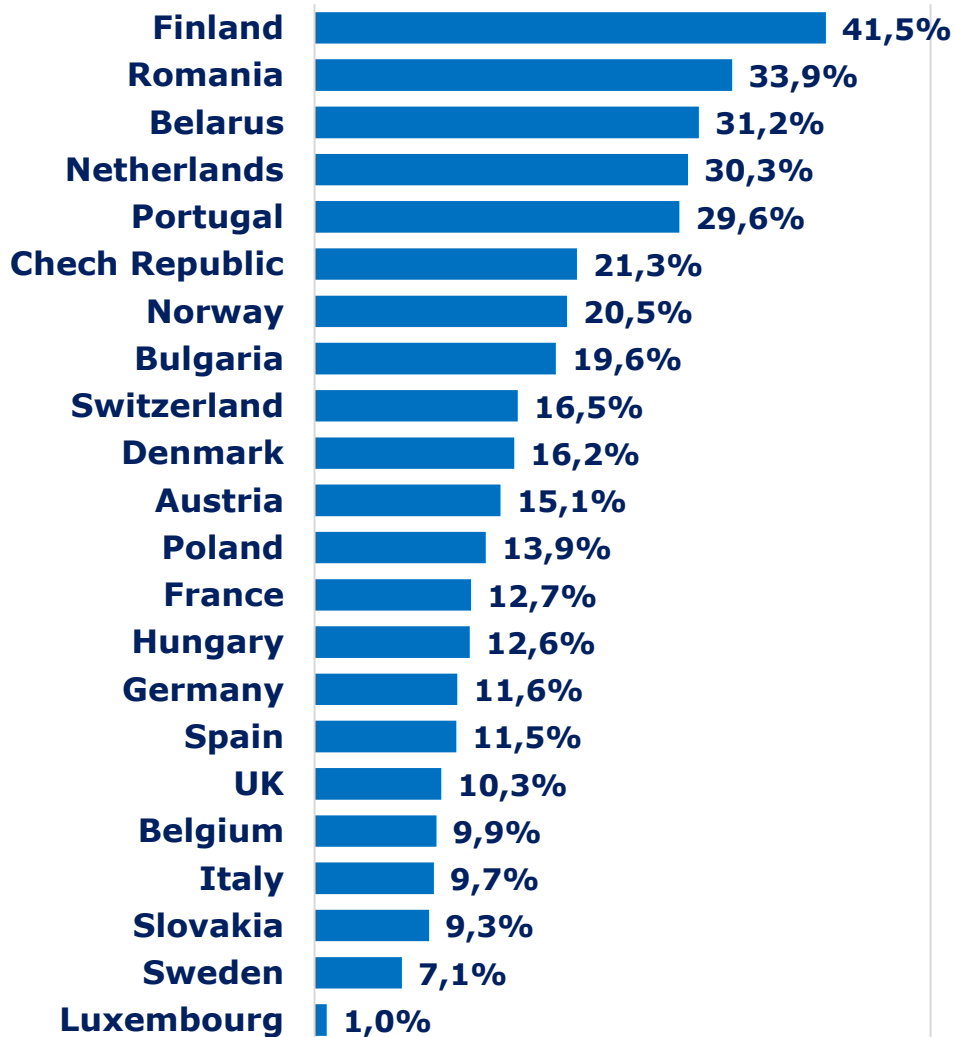
Percent of materials mentioning Russia in FACTIVE data base on February 21-27, 2022 in mass-media of G20 members



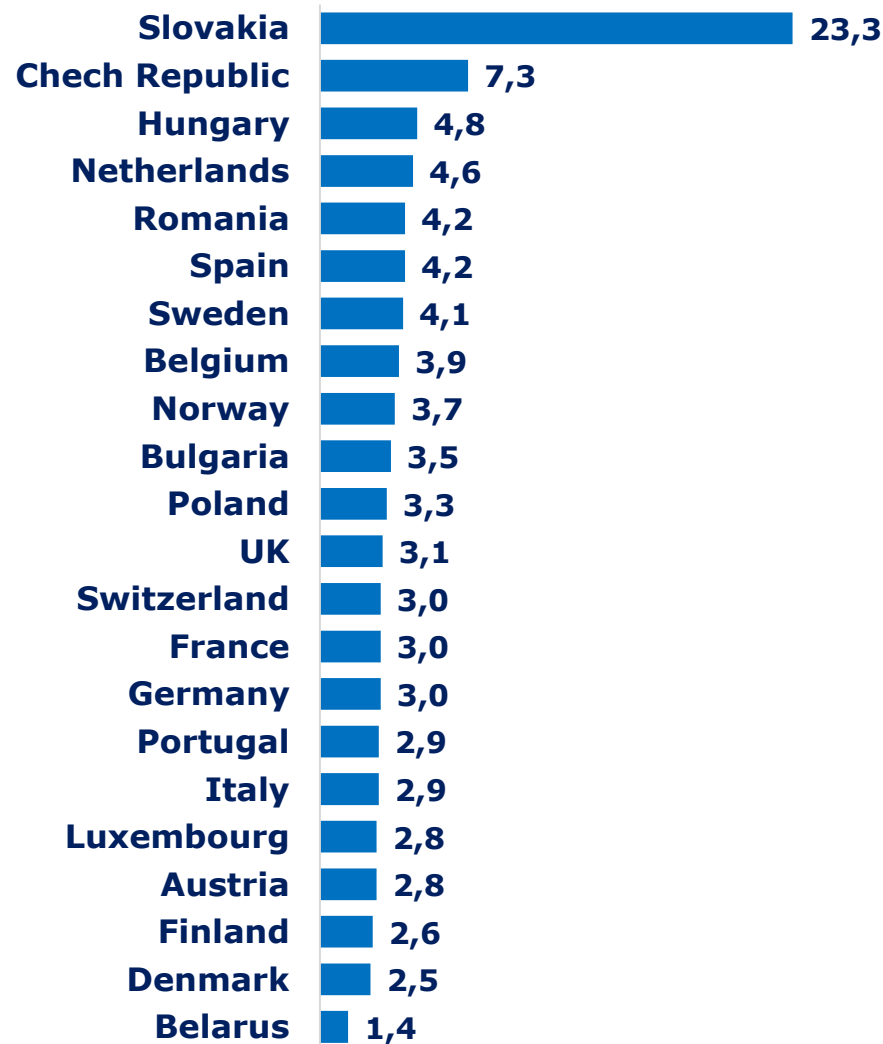
Ratio of material numbers mentioning Russia published on February 21-27 to those published on February 14-20, 2022 in mass-media of G20 members (N2/N1)



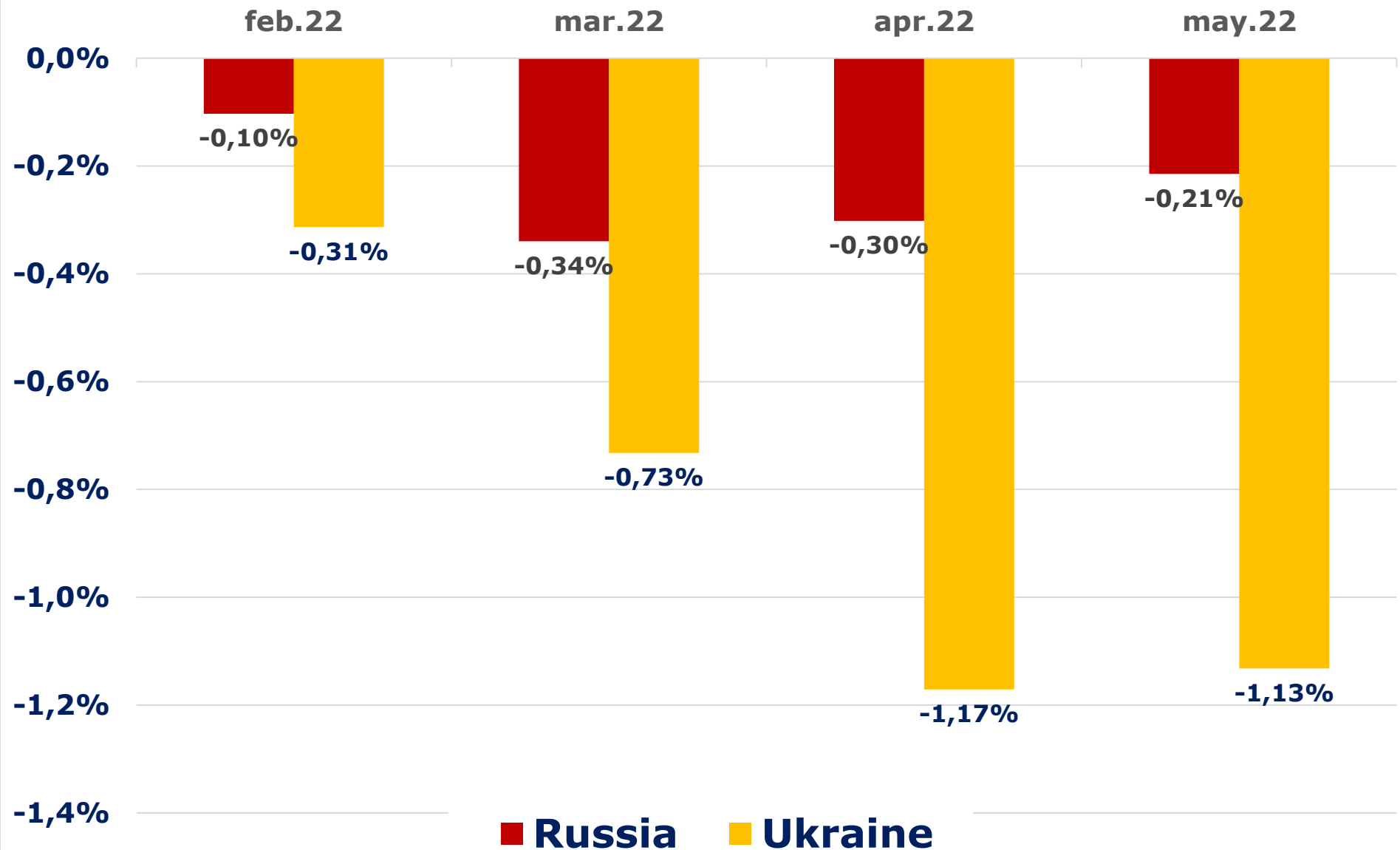
Percent of materials mentioning Russia in FACTIVA data base on February 21-27, 2022 in mass-media of some European countries



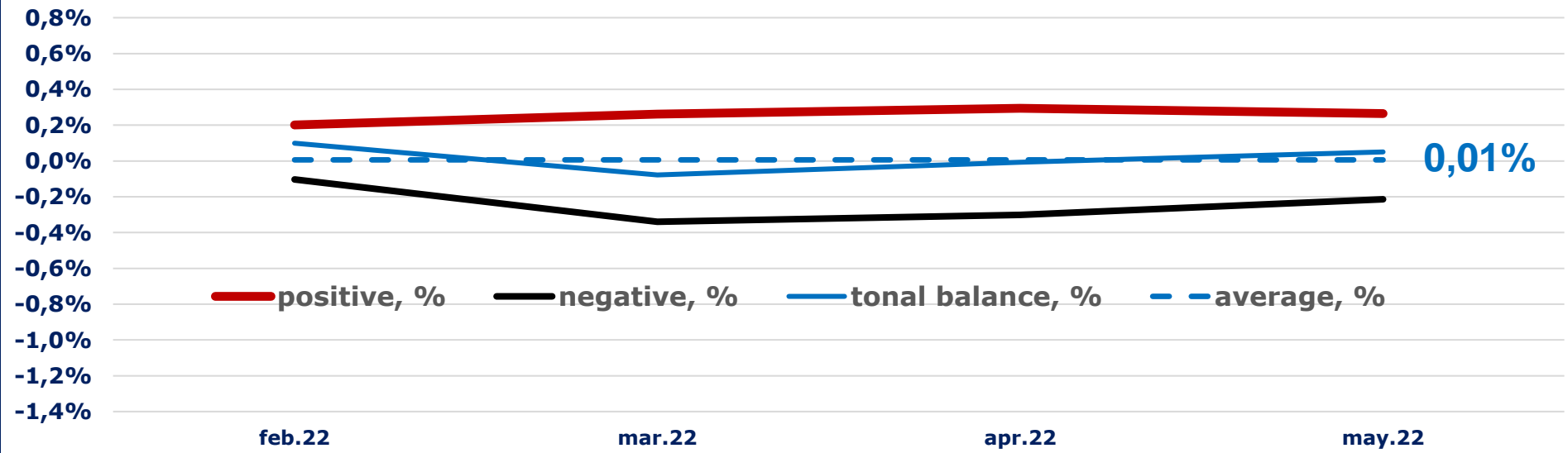
Ratio of material numbers mentioning Russia published on February 21-27 to those published on February 14-20, 2022 in mass-media of European countries (N2/N1)



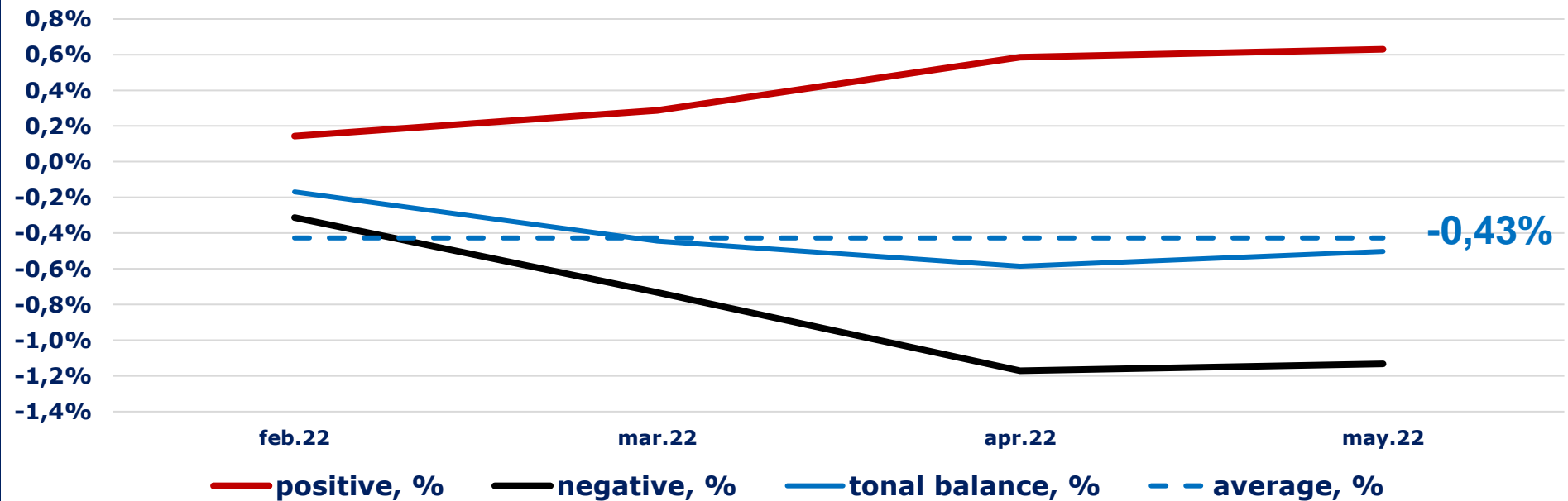
Percent of negative materials mentioning Russia and Ukraine in English in FACTIVE data base in February-May 2022



Russia



Ukraine



La Russia è isolata rispetto all'Occidente, ma l'Occidente è isolato rispetto a tutto il mondo.

--

Silvio Berlusconi

Russia is isolated from the West, but the West is isolated from the whole world.

Silvio Berlusconi

Россия изолирована от Запада, но Запад изолирован от всего мира.

-- Сильвио Берлускони

